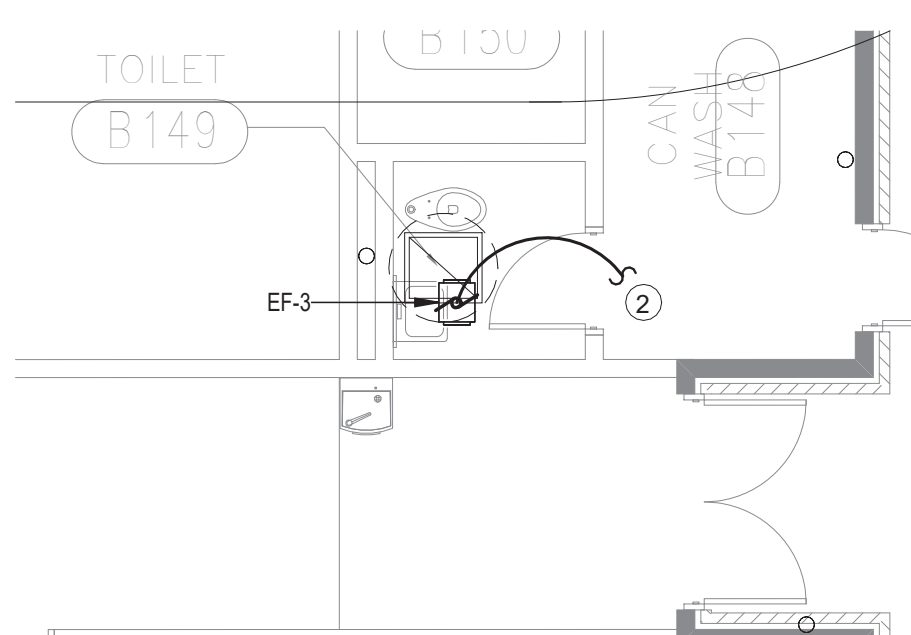





ELECTRICAL NOTES (R)	
1	INTERCEPT EXISTING 120V CIRCUIT PREVIOUSLY SERVING EXHAUST FAN IN THIS AREA WITH 3/4" IN 1/2" CONDUIT (CONTRACTOR TO MATCH EXISTING CONDUIT AND CONDUCTORS). SWITCHING ARRANGEMENT TO REMAIN THE SAME. PROVIDE ADDITIONAL CONDUIT, WIRING, ETC. AS NEEDED.
2	INTERCEPT EXISTING 120V CIRCUIT PREVIOUSLY SERVING EXHAUST FAN IN THIS AREA WITH 3/4" IN 1/2" CONDUIT (CONTRACTOR TO MATCH EXISTING CONDUIT AND CONDUCTORS). PROVIDE AND INSTALL OCCUPANCY SENSOR FOR FAN CONTROL. PROVIDE ADDITIONAL CONDUIT, WIRING, ETC. AS NEEDED.

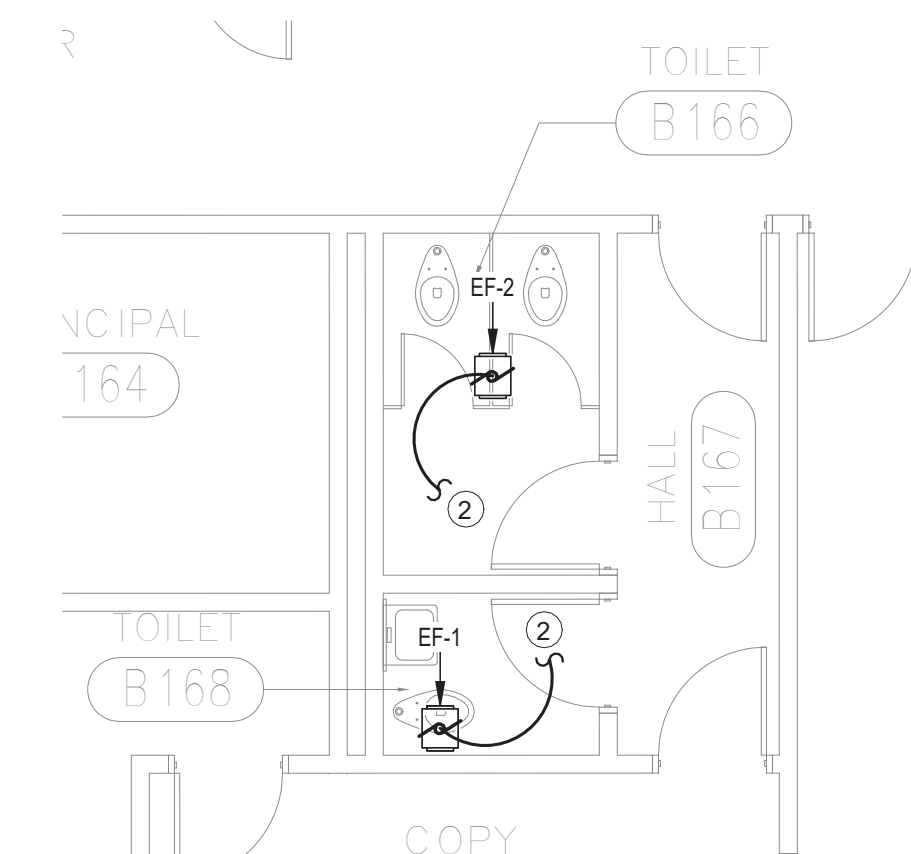
1 ELECTRICAL PLAN - OVERALL FLOOR PLAN

1/16" = 1'-0" Refer to Architectural Drawings for All Dimensions



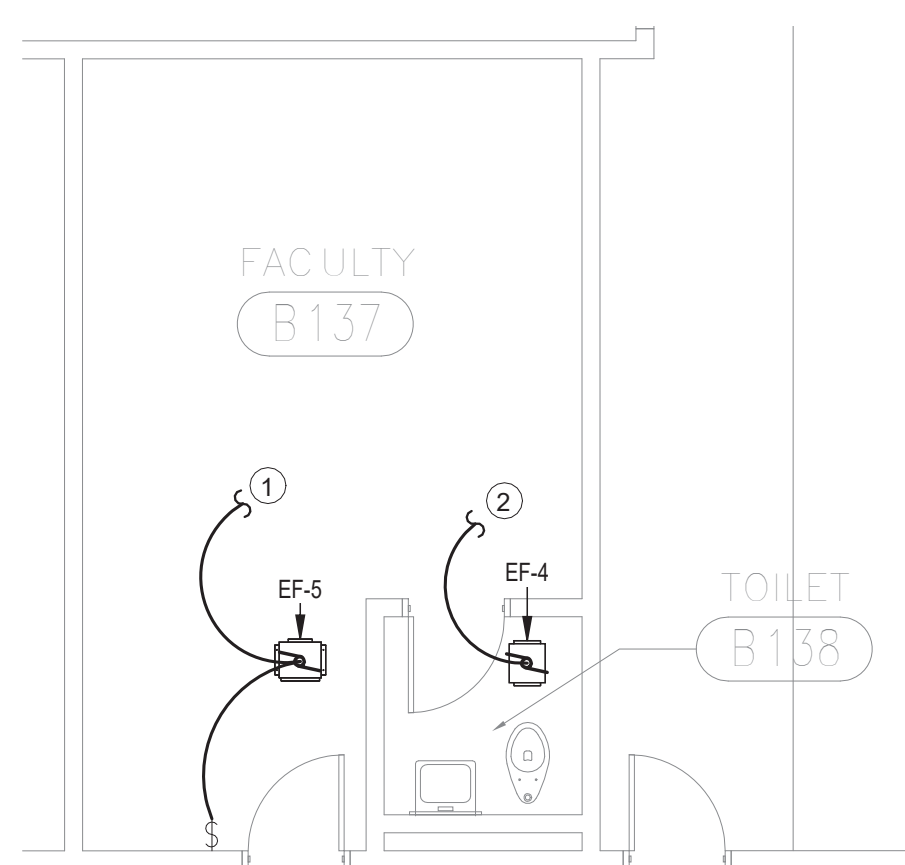
2 ENLARGED ELECTRICAL PLAN - TOILET B149

3/16" = 1'-0" Refer to Architectural Drawings for All Dimensions



3 ENLARGED ELECTRICAL PLAN - TOILETS B166 & B168

3/16" = 1'-0" Refer to Architectural Drawings for All Dimensions



4 ENLARGED ELECTRICAL PLAN - TOILET B138 & FACULTY B137

3/16" = 1'-0" Refer to Architectural Drawings for All Dimensions



1304 Bertrand Dr. Suite F7, Lafayette, LA 70506
13201 Northwest Fwy. Ste 633, Houston, TX
(337) 244-7474
Mechanical: Gabrielle Wehner
Electrical: Terry Kitch
PROJECT: 25051.00
NO.:

